

2021-22 Texas Academic Performance Report (TAPR)

District Name: HURST-EULESS-BEDFORD ISD

Campus Name: BELL H S

Campus Number: 220916001

2022 Accountability Rating: B

Distinction Designations:

Academic Achievement in ELA/Reading

Academic Achievement in Mathematics

Academic Achievement in Science

Academic Achievement in Social Studies

Top 25 Percent: Comparative Academic Growth

Top 25 Percent: Comparative Closing the Gaps

Postsecondary Readiness

This page is intentionally blank.

Texas Education Agency
 2021-22 STAAR Performance (TAPR)
 BELL H S (220916001) - HURST-EULESS-BEDFORD ISD - TARRANT COUNTY

	School Year	State	District	Campus	African American	Hispanic	White	American Indian	Asian	Pacific Islander	Two or More Races	Special Ed (Current)	Special Ed (Former)	Continuously Enrolled	Non-Continuously Enrolled	Econ Disadv	EB EL (Current & Monitored)
██████████ At Approaches Grade Level or Above	2022	89%	95%	95%	91%	94%	97%	*	96%	89%	97%	83%	100%	96%	91%	93%	82%
██████████	2021	88%	93%	94%	89%	95%	95%	*	98%	100%	100%	65%	100%	96%	88%	92%	85%
At Meets Grade Level or Above	2022	68%	81%	82%	66%	80%	91%	*	85%	89%	81%	52%	78%	86%	68%	75%	52%
██████████	2021	69%	79%	82%	70%	76%	87%	*	94%	100%	93%	46%	76%	86%	63%	75%	55%
At Masters Grade Level	2022	42%	58%	61%	44%	54%	76%	*	71%	44%	48%	22%	67%	65%	45%	50%	18%
██████████	2021	43%	53%	57%	43%	44%	67%	*	79%	33%	76%	22%	47%	62%	33%	45%	22%
SAT/ACT All Subjects																	
At Approaches Grade Level or Above																	



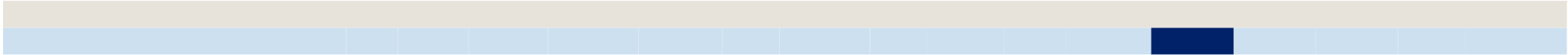
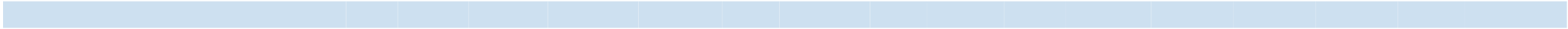
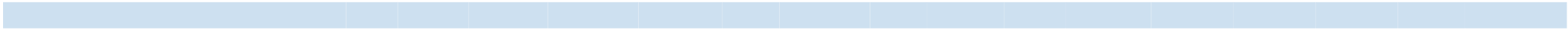

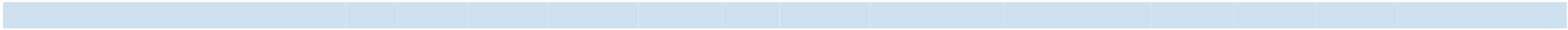
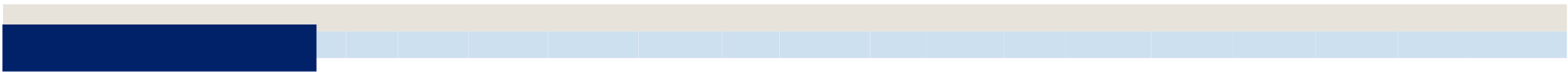

Texas Education Agency
 2021-22 Progress (TAPR)
 BELL H S (220916001) - HURST-EULESS-BEDFORD ISD - TARRANT COUNTY

Due to the cancellation of spring 2020 STAAR, 2022 and 2019 progress data are shown.

	School Year	State	District	Campus	African American	Hispanic	White	American Indian	Asian	Pacific Islander	Two or More Races	Special Ed (Current)	Special Ed (Former)	Continuously Enrolled	Non-Continuously Enrolled	Econ Disadv	EB/EL (Current & Monitored)
School Progress Domain - Academic Growth Score by Grade and Subject																	
End of Course English II	2022	71	68	68	71	67	70	*	65	62	63	71	72	68	67	69	70
	2019	69	69	67	63	63	72	67	72	*	74	61	57	68	65	61	56
All Grades Both Subjects	2022	74	81	68	71	67	70	*	65	62	63	71	72	68	67	69	70
	2019	69	73	67	63	63	72	67	72	*	74	61	57	68	65	61	56
All Grades ELA/Reading	2022	78	81	68	71	67	70	*	65	62	63	71	72	68	67	69	70

Texas Education Agency
2021-22 STAAR Participation (TAPR)
BELL H S (220916001) - HURST-EULESS-BEDFORD ISD - TARRANT COUNTY





Blue	Blue	Blue	Blue	Blue	Blue	Blue	Blue	Blue	Blue	Blue	Blue	Blue	Blue	Blue
Tan	Tan	Tan	Tan	Tan	Tan	Tan	Tan	Tan	Tan	Tan	Tan	Tan	Tan	Tan
Light Blue	Light Blue	Light Blue	Light Blue	Light Blue	Light Blue	Light Blue	Light Blue	Light Blue	Light Blue	Light Blue	Light Blue	Light Blue	Light Blue	Light Blue
Light Blue	Light Blue	Light Blue	Light Blue	Light Blue	Light Blue	Light Blue	Light Blue	Light Blue	Light Blue	Light Blue	Light Blue	Dark Blue	Dark Blue	Light Blue
Tan	Tan	Tan	Tan	Tan	Tan	Tan	Tan	Tan	Tan	Tan	Tan	Tan	Tan	Tan
Light Blue	Light Blue	Light Blue	Light Blue	Light Blue	Light Blue	Light Blue	Light Blue	Light Blue	Light Blue	Light Blue	Light Blue	Light Blue	Light Blue	Light Blue
Tan	Tan	Tan	Tan	Tan	Tan	Tan	Tan	Tan	Tan	Tan	Tan	Tan	Tan	Tan
Light Blue	Light Blue	Light Blue	Light Blue	Light Blue	Light Blue	Light Blue	Light Blue	Light Blue	Light Blue	Light Blue	Light Blue	Light Blue	Light Blue	Light Blue
Dark Blue	Light Blue	Light Blue	Light Blue	Light Blue	Light Blue	Light Blue	Light Blue	Light Blue	Light Blue	Light Blue	Light Blue	Light Blue	Light Blue	Light Blue
Tan	Tan	Tan	Tan	Tan	Tan	Tan	Tan	Tan	Tan	Tan	Tan	Tan	Tan	Tan
Light Blue	Light Blue	Light Blue	Light Blue	Light Blue	Light Blue	Light Blue	Light Blue	Light Blue	Light Blue	Light Blue	Light Blue	Dark Blue	Light Blue	Light Blue
Light Blue	Light Blue	Light Blue	Light Blue	Light Blue	Light Blue	Light Blue	Light Blue	Light Blue	Light Blue	Light Blue	Light Blue	Light Blue	Light Blue	Light Blue
Dark Blue	Light Blue	Light Blue	Light Blue	Light Blue	Light Blue	Light Blue	Light Blue	Light Blue	Light Blue	Light Blue	Light Blue	Light Blue	Dark Blue	Light Blue





Texas Education Agency
 2021-22 Attendance, Graduation, and Dropout Rates (TAPR)
 BELL H S (220916001) - HURST-EULESS-BEDFORD ISD - TARRANT COUNTY

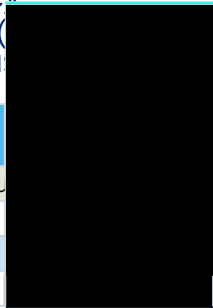
	State	District	Campus	African American	Hispanic	White	American Indian	Asian	Pacific Islander	Two or More Races	Special Ed	Econ Disadv	EB/EL
Class of 2019													
Graduated	92.0%												



Texas Education Agency
 2021-22 Attendance, Graduation, and Dropout Rates (TAPR)
 BELL H S (220916001) - HURST-EULESS-BEDFORD ISD - TARRANT COUNTY

	State	District	Campus	African American	Hispanic	White	American Indian	Asian	Pacific Islander	Two or More Races	Special Ed	Econ Disadv	EB/EL
Class of 2021	85.7%	86.3%	96.5%	92.6%	96.6%	97.9%	*	100.0%	100.0%	93.5%	35.5%	95.8%	89.7%
Class of 2020	87.8%	90.2%	96.9%	98.1%	96.6%	95.9%	*	100.0%	100.0%	96.9%	40.5%	95.4%	94.7%
RHSP/DAP Graduates (Annual Rate)													
2020-21	43.8%	-	-	-	-	-	-	-	-	-	-	-	-
2019-20	38.6%	-	-	-	-	-	-	-	-	-	-	-	-
FHSP-E Graduates (Annual Rate)													
2020-21	3.8%	0.1%	0.0%	0.0%	0.0%	0.0%	*	0.0%	0.0%	0.0%	0.0%	0.0%	0.0%
2019-20	4.4%	0.4%	0.1%	0.0%	0.0%	0.0%	*	1.7%	0.0%	0.0%	0.0%	0.0%	0.0%
FHSP-DLA Graduates (Annual Rate)													
2020-21	80.4%	84.3%	95.1%	89.8%	96.1%	96.3%	*	100.0%	100.0%	90.6%	28.9%	94.5%	83.3%
2019-20	81.8%	88.7%	96.0%	98.1%	95.2%	95.9%	*	98.3%	83.3%	96.7%	35.7%	94.5%	95.3%
RHSP/DAP/FHSP-E/FHSP-DLA Graduates (Annual Rate)													
2020-21	84.1%	84.4%	95.1%	89.8%	96.1%	96.3%	*	100.0%	100.0%	90.6%	28.9%	94.5%	83.3%
2019-20	85.8%	89.2%	96.2%	98.1%	95.2%	95.9%	*	100.0%	83.3%	96.7%	35.7%	94.5%	95.3%

Graduates(2020-21 Annual Graduation)
Total Graduates
By Ethnicity:
African American



Texas Education Agency
2021-22 College, Career, and Military Readiness (CCMR) (TAPR)
BELL H S (220916001) - HURST-EULESS-BEDFORD ISD - TARRANT COUNTY

Academic Year	State	District	Campus	African American									


Texas Education Agency
 2021-22 College, Career, and Military Readiness (CCMR) (TAPR)
 BELL H S (220916001) - HURST-EULESS-BEDFORD ISD - TARRANT COUNTY

Academic Year	State	District	Campus	African American	Hispanic	White	American Indian	Asian	Pacific Islander	Two or More Races	Special Ed	Econ Disadv	EB/EL
2019-20	13.2%	13.0%	14.0%	12.1%	14.4%	16.9%	*	8.5%	16.7%	0.0%	4.8%	14.3%	2.3%
Graduates with Level I or Level II Certificate (Annual Graduates)													
2020-21	0.7%	0.0%	0.0%	0.0%	0.0%	0.0%	*	0.0%	0.0%	0.0%	0.0%	0.0%	0.0%
2019-20	0.7%	0.0%	0.0%	0.0%	0.0%	0.0%	*	0.0%	0.0%	0.0%	0.0%	0.0%	0.0%
Graduate with Completed IEP and Workforce Readiness (Annual Graduates)													
2020-21	2.4%	0.4%	0.6%	1.0%	0.0%	1.2%	*	0.0%	0.0%	0.0%	10.5%	0.5%	0.0%
2019-20	2.4%	0.2%	0.3%	0.0%	1.0%	0.0%	*	0.0%	0.0%	0.0%	4.8%	0.6%	0.0%
Graduates Under an Advanced Diploma Plan and Identified as a Current Special Education Student (Annual Graduates)													
2020-21	4.4%	2.5%	1.7%	2.0%	1.0%	2.8%	*	0.0%	0.0%	0.0%	28.9%	1.8%	3.3%
2019-20	3.7%	2.5%	2.1%	4.7%	1.4%	2.0%	*	0.0%	0.0%	3.3%	35.7%	2.3%	7.0%



Texas Education Agency
2021-22 CCMR-Related Indicators (TAPR)
BELL H S (220916001) - HURST-EULESS-BEDFORD ISD - TARRANT COUNTY

	Academic Year	State	District	Campus	African American	Hispanic	White	American Indian	Asian	Pacific Islander	Two or More Races			
--	---------------	-------	----------	--------	------------------	----------	-------	-----------------	-------	------------------	-------------------	--	--	--



Texas Education Agency
2021-22 Student Information (TAPR)
BELL H S (22091851)

--	--	--	--	--	--	--	--	--	--

--	--	--	--	--	--	--	--	--	--

--	--	--	--	--	--	--	--	--	--

--	--	--	--	--	--	--	--	--	--

Texas Education Agency
 2021-22 Student Information (TAPR)
 BELL H S (220916001) - HURST-EULESS-BEDFORD ISD - TARRANT COUNTY


Class Size Averages by Grade and Subject
 (Derived from teacher responsibility records):

Class Size Information	Campus	District	State
Elementary:			
Kindergarten	-	21.2	18.7
Grade 1	-	21.4	18.7
Grade 2	-	20.8	18.6
Grade 3	-	21.0	18.7
Grade 4	-	19.2	18.8
Grade 5	-	20.2	20.2
Grade 6	-	24.4	19.2
Secondary:			
English/Language Arts	11.9	16.0	16.3
Foreign Languages	12.7	17.7	18.4
Mathematics	15.5	18.8	17.5
Science	15.2	19.9	18.5
Social Studies	21.7	22.9	19.1

Texas Education Agency
2021-22 Staff Information (TAPR)
BELL H S (220916001) - HURST-EULESS-BEDFORD ISD - TARRANT COUNTY

District

	----- Campus -----	
Staff Information	Count/Average	Percent State



Texas Education Agency
2021-22 Staff Information (TAPR)
BELL H S (220916001) - HURST-EULESS-BEDFORD ISD - TARRANT COUNTY

- Indicates there is no data for the item.
- * Indicates results are masked due to small numbers.
- ** When only one student disability or assessment group is masked, then the second smallest student disability or assessment group is masked regardless of size.
- n/a Indicates data reporting is not applicable for this group.
- ? Indicates that the data for this item were statistically improbable or were reported outside a reasonable range.

Link to: [PEIMS Financial Standard Reports 2020-21 Financial Actual Report](#)

(To open link in a new window, press the "Ctrl" key and click on the link.)